



FEED STORAGE SOLUTIONS





THE PROVEN AND DEPENDABLE PROMISE

The name you've come to know over 30+ years in the swine industry, **AP** is the trusted source for quality feed storage. Second-to-none sales and dealer support combined with 45+ years of steel storage manufacturing experience deliver a proven and dependable promise of quality equipment and service.

- **5-Year Warranty**

AP storage tanks will be free of defects due to materials and workmanship (under normal usage and conditions) for a period of 5 years.

- **Timely Service Response**

Expect your AP dealer or representative to quickly respond to your service needs.

- **Industry Best Performance**

Our long-lasting tank is just the beginning. AP offers more value-added features and accessories than the competition to give you reliable feed management, quicker installation, easier maintenance, and improved safety.

OUR STRENGTHS OUTWEIGH THE COMPETITION

Climbing the ladder to success is easier with quality equipment, built to last. AP stands behind every feed tank we manufacture and you won't find another tank with more value-added features and accessories. AP tanks keep your feed secure for reliable storage year after year.

- **Roll-formed high tensile, galvanized steel sidewall sheets**
- **Poly-lid with reinforced rubber belting bumper for peak ring protection**
- **12 gauge steel hopper collar**
- **Water deflection features**
- **Die-formed ladders with dimpled rungs**
- **30° or 40° roof options**
- **60° or 67° hopper slopes**
- **Feed sampling and viewing options**
- **Feed bridging solutions**
- **Remote feed management options**
- **OHSA compliant safety equipment**




PROTECT YOUR INVESTMENT



The first line of defense against weather is AP's one-of-a-kind drip lip water deflection system. The roll-formed bottom sheet edge diverts water away to protect the hopper and lower boot area.



For weather-tight sidewall connections, corrosion-resistant nuts and bolts with sealing washers are used.



CONFORMED

CRIMPED


Hopper connections are specially die-formed to conform to the shape of the sidewall corrugation. This eliminates corrosion-prone distortion and dimpling often found in other manufacturers' methods of connection requiring crimping and forced bolt pressure.

When it comes to weather resistance, AP tanks have you covered. Overlapping roof panels, heavy duty poly lid and water deflection features help keep the feed safe and flowing.



Full Accessibility

Factory-assembled feed tank lid swings fully open and its clamp-band design allows for easy installation and 360° orientation. Easily open and close from the ground using a simple pull chain.*



Reinforced Ring Belting

Loading feed can be rough on the tank's peak ring. AP feed tank lids feature a reinforced rubber belting bumper and heavy-duty metal clamp band providing a huge strength advantage over other bin lid alternatives.



Secure and Strong

An internal magnet adds holding power to keep the lid closed, preserving feed quality. Constructed of high tensile strength polyethylene, the lid resists wear and weathering.



Optional Snow Guard

Added protection against blowing snow

* Full-open on 7' diameter bins and larger only; lids available for 30° and 40° roof profiles. Retro-fit packages available for 20" and 22-1/2" O.D. peak rings.

SOLID CONSTRUCTION, TRUSTED PERFORMANCE

AP makes maintenance easy with features proven to extend the life of your tank.



Reinforced Roof Rib

Roof panels are precision manufactured using die-form tooling to provide consistent quality. For added strength and rigidity, both 30° and 40° roofs feature reinforcing ribs at each seam.



Doing the Leg Work

A solid base of galvanized formed legs provides support for the tank's load and AP feed delivery systems and accessories.



Die-formed Hopper Panels

Hopper slopes are available in 60° and 67° in either a 16" or 22" hopper opening. Rounded corners and down-turned sealing edges add safety and promote a weather-tight fit. Rounded, truss-head bolts reduce content bridging.

Feed tanks (6', 7', 9' and 12') are fitted with 12 ga. steel hopper collars, 30% stronger than the industry standard (14 ga.) collar.



Standard on 6', 7' and 9'
feed tanks



Reinforced hopper collar on all
12' diameter and specialty 9'
diameter tanks

Structural Integrity

Depending on the tank size, single or dual galvanized X-bracing is used to provide solid support and stability.



Attention to Detail

Access is secure with a unique, non-interfering safety rail and fully die-formed sectional side ladder. Ladder rungs are dimpled for better footing in inclement weather.



Factory Formed Fill Kits

Exclusive prepunched, extruded lip roof panels are available for the optional pneumatic fill kit. This eliminates the inconvenience of field-cutting the openings for the fill and exhaust tubes, and ensures secure, moisture-proof seals.



MORE OPTIONS, BETTER VALUE

You won't find a wider selection of efficiency-boosting, convenience-enhancing or safety-driven options for your feed tank. More is better.



Save yourself trips up and down the feed tank ladder with an optional view window, available as sidewall or hopper panel mount. Feed levels can be quickly and easily monitored at a glance.

First in, first out feed flow is easy with the optional Sure-Flo. Available for 16" to 22" hoppers, Sure-Flo directs feed down the hopper rather than down the center of the bin.

Exclusive pre-punched, extruded lip roof panels are available for the optional pneumatic fill kit. Eliminate the inconvenience of field-cutting fill and exhaust tube openings, and ensure moisture-proof seals.




Boots and Unloaders

Boot durability is enhanced using chemically-blended, specially-formulated ultraviolet inhibitors and impact modifiers. Straight-drop and 30-degree boots are available in black, translucent or clear options. Black double-boots are also available.



STRAIGHT-DROP



30-DEGREE



DOUBLE-BOOT

Low Profile Design

A low profile boot and unloader* features a convenient clear access door, improved wear resistance, increased ground clearance, and a 75% larger opening (compared to standard unloaders) to minimize feed bridging events. Available in single, twin, and quad orientations.

*PATENT PENDING



Feed Bridging Solutions

The Flow Hammer™ aids in the prevention of out-of-feed events in all phases of production. Its low frequency/high impact design promotes feed flow without damaging the feed bin or voiding the AP warranty. U.S. PATENT NO. 9,493,300



Feed Weighing Solutions

Load cells offer EDGE® control users extensive feed management with remote access. The compact design of the load cell assemblies increases the overall height of the feed bin by only 3" (8 cm) approximately.



Safety Compliance

Optional ladder fall protection system complies with current fall protection standards.

FEED MANAGEMENT

AP offers complete feed delivery and feed management solutions to reduce costs and improve production results.

EDGE® - The Next Generation of Controls

Manage the nutrition, comfort and security of your animals with EDGE. Integrated diagnostics and triple-layer protection make it the industry's most reliable. Control multiple buildings or rooms from a single controller using one interface. Convenient remote access and modular architecture for future expansion.



GSIEDGE.COM - Management and Analytics

GSIEDGE.COM is a cloud based premium service accessible from any web browser. Analyze real-time or historical data with custom dashboards and reports to improve your performance.



EDGE® BIN SCALE

Monitor your feed usage, track feed levels and automatically send e-mail notifications when feed bins are low. Remotely connect via any web-enabled device to monitor and analyze data in real-time.



AGRI-ALERT ALARMS

Constantly monitor your operation with remote notifications upon the detection of common site problems or failures.



Feed Delivery

Whether ground feed, mash, high moisture corn, shelled corn or pellets, Flex-Flo™ offers flexible options capable of spanning distances up to 250 ft.*

Model 500
(5"/127mm)
Model 350
(3.5"/89mm)
Model 220
(2.2"/56mm)
Model HR
(3.5"/89mm)
Model 300
(2.95"/75mm)
Model 300P
(2.95"/75mm)

*Limitations apply for specific Flex-Flo models.



Chain Disk

Ideally suited to delivering feed to multiple farrowing rooms, individual sow stalls, nursery and finishing facilities. Durable low-friction nylon disks provide gentle conveying.



Network Master 2

Monitor vital aspects of your production operation including temperature, water units, feed consumption and inventory. Stay informed with daily status reports and text or email notifications.



Feed-Link™

Manage feed inventory and consumption in real-time with enhanced load cell accuracy. Download the Feed-Link Now! app to your Apple, Android or Windows PC device for remote access to your Network Master data.



SmartIR Feed Sensor

Infrared beams detect the level of feed and control all functions of the feed delivery system with no moving parts or sensitivity adjustments. An optional protective cover protects the unit from damage without obstructing the display.



SmartIR II Feed Sensor

Get the same SmartIR functionality with Network Master connection capability. A maximum idle time alert provides notifications of feed bridging events or feed consumption issues.

BUILT FAST AND BUILT TO LAST



Reliability is Job One. When you purchase an AP feed tank, you can count on the dedicated AP team, your local dealer, and their assembly crew to get the job done right.



Custom layouts are available to accommodate your particular requirements including tank location, ladder position, lid orientation, and decal direction.



Multiple inspections performed at every stage ensure your tank is not only built fast, but built to last.

1) Following on-site assembly, all braces and ladder pieces are inspected for any loose bolts or parts.

2) Factory-assembled tanks* are moved outside and inspected to ensure all seams are sealed, bolts are tight, and lid springs are advanced (depending on tank size). Tanks are suspended to keep them off of the ground.

3) AP crews are able to stand tanks as large as 12' 7 ring[†]. A final inspection by your AP Dealer at the job site ensures everything is in place before standing the tank. All work is conducted in a safe and timely manner to offload, stand and anchor the tank.

* Limited to select distribution locations only. Contact your AP dealer for assembly/delivery service availability.

[†] Delivery service not available to all locations. Although there is a fee for anchoring, there is no additional fee for standing the tank. If requested in advance by the customer, AP will remove existing tanks from the pad for an additional fee.



Scan the QR code for more information
or find your nearest AP dealer at:

[automatedproduction.com](https://www.automatedproduction.com)



AP is a part of GSI, a worldwide Brand of AGCO | AP-101 1/21

Copyright © 2021 by AGCO Corporation | Printed in USA

Due to continual improvements, AP reserves the right to change designs and specifications without notice.