



MegaFlow Power Cord Installation

HIRED-HAND®


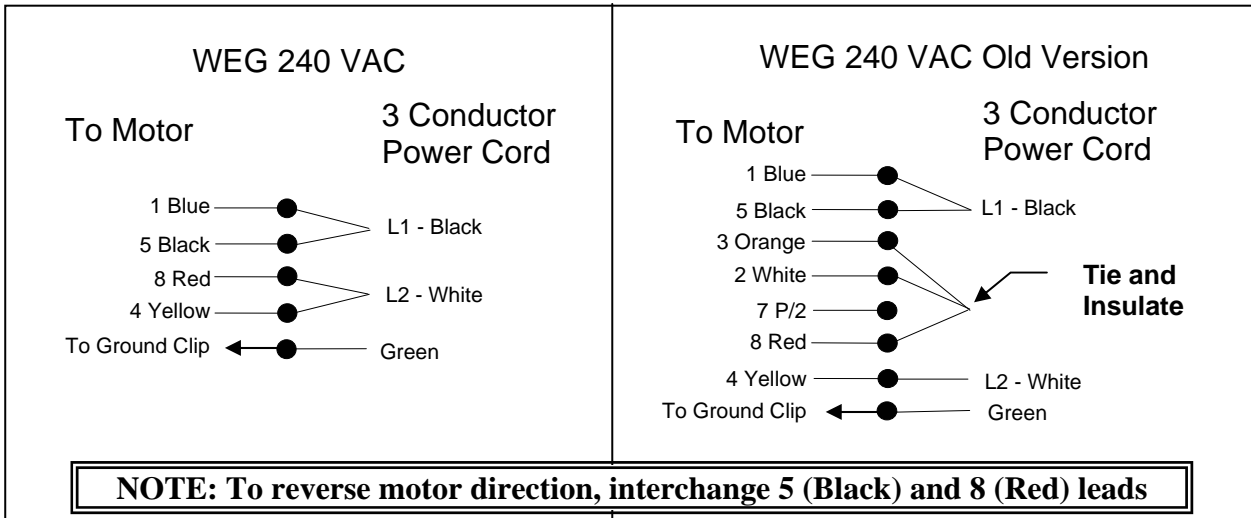
⚠ WARNING

Disconnect all Electrical Power before installing the Power Cord.

Instructions

1. Turn off all power to the fan.
2. Locate the motor Junction Box and remove the cover.
3. Connect the motor wires as indicated in the diagrams below.
4. Connect power and test the motor and rotation direction.
5. Installation Complete.


Power Cord Wiring for 48 and 52 inch MegaFlow Fans with WEG Motor 3017-3080



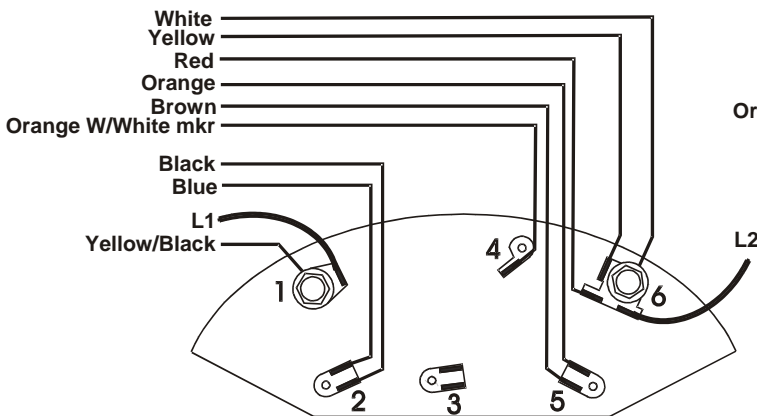

Ground Clip



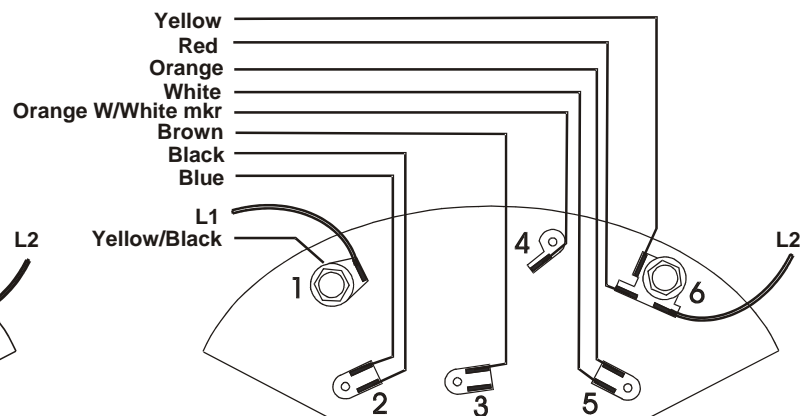
Power Cord Wiring for 36 inch MegaFlow Fans with Emerson Motor 3017-0136



Power Cord Wiring for 36 inch MegaFlow Fans with MagneTek Motor 3017-0136



MagneTek Junction Box 120 VAC



MagneTek Junction Box 240 VAC